



GO Team Business Meeting #2

Where we are – Where we're going

Where We Are

Our strategic plan is the guide for the work we're doing in the school. By monitoring the plan and ranking priorities, we can all work towards the common goals. Using the priorities in the strategic plan, the school leadership team developed a Continuous Improvement Plan (CIP) for the current school year.



Timeline for GO Teams

You are **HERE**



1

Fall 2021

GO Team Developed
2021-2025 Strategic Plan

2

Summer 2023

School Leadership
completed Needs
Assessment and defined
overarching needs for
SY22-23

3

August 2023

School Leadership
completed 2023-2024
Continuous Improvement
Plan

4

Sept. – Dec. 2023

Utilizing current data, the
GO Team will review &
possibly update the
school strategic priorities
and plan

5

Before Winter Break

GO Team will take action
(vote) on the rank of the
strategic plan priorities
for SY24-25 in
preparation for budget
discussions.



Discussion Items

Current Strategic Plan

Continuous Improvement Plan
Needs Assessment
SMART GOALS
Action Plan

Strategic Plan Alignment & Update

MAP Data
Data Protocol



Current Strategic Plan


2021-2025

GO TEAM DISCUSSION: Review the priorities and goals in your strategic plan and the information and goals CIP. Reflect on if updates need to be made to the Strategic Plan.

GO Team Activity & Discussion

If not, which CIP Goal(s) are missing and should be added to the Strategic Plan?

Are all CIP Goals reflected in our Strategic Plan Priorities?



We will complete this page after we review the strategic plan and the Comprehensive Improvement Plan.

Updates to the Strategic Plan

1. *Enter all changes/updates to your plan – be sure to include accountability measures, as appropriate.*



Mission: All stakeholders collaborate to develop tolerant internationally minded problem solvers.

Deerwood Academy

Vision: All stakeholders work together collaboratively to provide authentic learning experiences that nurture and empower college and career ready global thinkers and problem solvers.

SMART Goals

The percentage of students in grades 3-5 scoring proficient or above on the Georgia Milestones literacy assessment will increase from 20.2% to 23.2% in May 2023.

The percentage of students in grades 3-5 scoring proficient or above on GMAS Mathematics will increase from 12.8% to 15.8% in May 2023.

The percentage of K-2 students meeting or exceeding expectations on reading fluency will increase from 55%-58% as measured by the spring 2023 MAP Assessment.

By June 2023, 100% of the faculty & staff will utilize strategies identified in the Deerwood Academy behavior matrix to address behavior concerns resulting from common social & emotional concerns in children.

APS Strategic Priorities & Initiatives

Fostering Academic Excellence for All

Data
Curriculum & Instruction

Building a Culture of Student Support

Whole Child & Intervention

Equipping & Empowering Leaders & Staff

Strategic Staff Support

Creating a System of School Support

Collective Action, Engagement

School Strategic Priorities

1. Strengthen the cultivation of critical foundational math, reading and critical thinking skill instruction for continual & long-term academic growth.
2. Strengthen PK-5 transdisciplinary teaching & learning through inquiry.
3. Increase use of individual data to promote student participation in various personalized learning models and choice.
4. Provide consistent access to social, emotional, and behavioral growth opportunities.
5. Build in systems and resources to support academic excellence for all scholars.
6. Increase leader and staff efficacy in strengthening the whole-school program.
7. Provide various engagement and collaboration opportunities for family awareness for instructional resources.

School Strategies

- *Enhance student reflection and ownership by setting and discussing individual student goals in Literacy and Numeracy.
- *Align Instructional framework with research based Literacy and Numeracy Instructional Strategies.
- *Utilize MAP and Exact Path data to regularly remediate , extend and accelerate student learning.
- *Provide professional learning to develop and implement the ENHANCED IB PYP framework of instruction.
- *Provide professional learning to implement the Core 4 Elements of Personalized Learning.
- *Establish a Student Support Wrap-Around Team to provide all scholars with various opportunities for SEL growth and whole child development.
- *Ensure all students have access to academic enrichment & intervention instruction and software.
- *Expand professional learning and growth opportunities to include the development of effective 21st century classroom instruction.
- *Continue teacher school improvement leadership teams to ensure all faculty have an opportunity to provide input in resource allocation.
- *Extend professional learning opportunities to specific teacher needs for growth and development in chosen areas.
- *Provide engagement opportunities for community awareness and knowledge of support in IB PYP, Literacy, Numeracy, Social and Emotional Learning and other systems of support.
- *Maintain a culture of PBIS and Social Emotional Learning (SEL).
- *Continue to build various Parental Engagement Opportunities beyond monthly Parent Academy and weekly Parent Connect session.



Continuous Improvement Plan

UTILIZE DATA ANALYSIS PROTOCOL SYNTHESIS RESPONSES	
Strengths	Challenges
According to GA Milestone data, we grew in proficient and above by 2.1 points. With developing and above, there was a 4.3 point increase. We are closing the gaps with SWD, Black and Hispanic subgroups in ELA/Reading.	The data (MAP, GMAS, WriteScore, etc.) reveals that there are concerns in ELA/Writing, in particular, foundational skills (phonics) and writing. Of gifted and high achieving students, many did not score proficient and/or distinguished in ELA.
According to GA Milestones data, we grew in proficient and above by 6 points and developing and above by 9.2 points. We are closing the gaps with SWD, Black and Hispanic subgroups in Math.	There were deficits in the domain of numbers and operations with fractions across grades 3-5. Of gifted and high achieving students, many did not score proficient and/or distinguished in math. Data reveals that there are concerns with math foundational skills.
Deerwood's attendance data shows that our ADA increased by 1.4 pts. from 2021-22 to 2022-23.	Our challenge is that students in PreK (89.8) and 1st grade (90.3) have ADAs that are lower than students in grades Kindergarten (91.1), 2 nd (91.4), 3 rd (92.3), 4 th (91.5), & 5 th (91.7).
We improved our MTSS rubric score from 18 points (developing) to 35 points (proficient) this school year.	Our challenge is that the number of Office Discipline Referrals (ODRs) increased by 134 from the previous school year. Another challenge is that the overall suspension rate increased by .33.

Our Overarching Needs: Elementary & Middle Schools		
Literacy: Address the lack of foundational skills with students in grades K-5.	Numeracy: Incorporate more internalization of lessons during extended planning and build teacher understanding or knowledge on how to teach math skills in K-5.	Whole Child & Intervention: Ensuring the implementation of Tier 1 and 2 behavior modification and student support strategies are in place in every classroom.

Literacy Problem Statement	Numeracy Problem Statement	Whole Child & Intervention Problem Statement
Deerwood's reading GMAS scores need to improve by 3% from 22.3% to 25.3% of students scoring proficient and above for the 2023-24 school year.	Deerwood's math GMAS scores need to improve by 3% from 18.8% to 21.8% of students scored proficient and above for the 2023-24 school year.	Deerwood's student OSS rate needs to decrease from .45 (2023) to .35 (2024).

SMART Goals (Elementary and Middle Schools)		
The percentage of students in grades 3-5 scoring proficient or above on the GA Milestones Literacy Assessment will increase from 22.3% to 25.3%. The percentage of students in grades K-5 that met their fall to spring growth goal on MAP Reading will increase from 38% to 41% in May 2024.	The percentage of students in grades 3-5 scoring proficient or above on the GA Milestones Math Assessment will increase from 18.8% to 21.8%. The percentage of students in grades K-5 that met their fall to spring growth goal on Math MAP will increase from 41% to 44% in May 2024.	The amount of OSS days will decrease by .10 points.

Progress Monitoring Measures		
MAP Reading and Fluency Assessments FUNdations Unit Test Trackers Core Reading HMM Inventories and Trackers Common Formative Assessments	MAP Math Assessment Pre, Mid and Post Unit Assessments (District-wide) Common Formative Assessment Data	The student OSS rate The number of Office Discipline Referrals



Action Plans

Elementary & Middle Schools Literacy CIP Goal:						
The percentage of students in grades 3-5 scoring proficient or above on the GA Milestones Literacy Assessment will increase from 22.3% to 25.3%.						
The percentage of students in grades K-5 that met their fall to spring growth goal on MAP Reading will increase from 38% to 41% in May 2024.						
Action Step	Person/Position Responsible	Timeline of Implementation	Method for Monitoring Implementation	Method for Monitoring Effectiveness	Funding Source	APS 5
Provide tiered FUNdations training for teachers and designated time to ensure weekly internalization. .	Literacy Coach and district reading specialist (Ms. Walker)	August 2023-May 2024	100% of teachers in grades KK-3 will attend tiered FUNdations training. Classroom Observation Data	43% of KK-3 rd grade students will meet or exceed expectations on the MAP Reading Fluency Assessment.	N/A	C & I
Implement Core Phonics to address targeted foundational/phonics skills for students below the 20 th percentile on MAP Reading Fluency for core classrooms and literacy labs.	Teachers, Literacy Coach, Ms. McDowell District Reading Specialist (Ms. Walker)	August 2023 - May 2024	100% of teachers implementing Core Reading will attend Core Reading training. Core Reading Data Observations	43% of KK-3 rd grade students will meet or exceed expectations on the MAP Reading Fluency Assessment. Core Phonics Data Observations	N/A	C & I, Data
Provide writing training and support for teachers in grades 2-5.	Literacy Coach and Reading specialist (Ms. Erica Jones)	July 2023 - May 2024	100% of teachers in grade 2-5 will attend Writing training and ELA planning meetings. Classroom Observation Data Writing Samples	15% of students in grades 3-5 will achieve a score of 4 or higher on WriteScore end of year assessment. Observation Data	N/A	C & I



Action Plans

Additional Action Steps required for subgroup populations.						
Action Step	Person/Position Responsible	Timeline of Implementation	Method for Monitoring Implementation	Method for Monitoring Effectiveness	Funding Source	APS 5
Professional learning on various co-teaching models. (For SWDs)	(SELT/Admin/Co-teachers	August 2023 - May 2024	100% of DSE, GATE, and impacted general education teachers will attend training on co-teaching models. Weekly Observations	Each identified subgroup will show a 3% increase for students meeting or exceeding their fall to spring MAP Reading growth goals. Weekly Observations	General	C & I
Expand co-teaching instructional design and data usage to meet the needs of subgroups (SWD)	GATE/SELT/Admin/E LA IC/Co-teachers	August 2023 - May 2024	100% of GATE,DSE, and general education teachers will attend weekly data meetings. Data Predictor Sheets	Each identified subgroup will show a 3% increase for students meeting or exceeding their fall to spring MAP Reading growth goals. Data Predictor Sheets	General	C & I
Differentiate instruction at the students' instructional level to meet diverse needs. (SWD)	All teachers	August 2023 - May 2024	100% of DSE, GATE, and general education teachers will attend weekly collaborative planning meetings. Formative/Summative Assessments Planning Meeting Agenda/Protocols	Each identified subgroup will show a 3% increase for students meeting or exceeding their fall to spring MAP Reading growth goals. Formative/Summative Assessments Planning Meeting Agenda/Protocols	General	C & I



Action Plans

Elementary & Middle Schools Numeracy CIP Goal:						
The percentage of students in grades 3-5 scoring proficient or above on the GA Milestones Math Assessment will increase from 18.8% to 21.8%.						
The percentage of students in grades K-5 that met their fall to spring growth goal on MAP Math will increase from 41% to 44% in May 2024.						
Action Step	Person/Position Responsible	Timeline of Implementation	Method for Monitoring Implementation	Method for Monitoring Effectiveness	Funding Source	APS 5
Conduct lesson internalizations, discuss misconceptions, and address small group instruction during weekly extended planning meetings.	K-5 Teachers & Math Instructional Coach	August 2023 - May 2024	100% of teachers in grades KK-5 will attend weekly collaborative planning sessions. Observation Data	45% of KK-5th grade students will meet or exceed expectations on the MAP math growth target. Observation Data	N/A	C&I
Administer math pre, mid, and post assessments using Go Formative and conduct bi-weekly data talks to (1) improve teacher practice and (2) reteach	K-5 Teachers & Math Instructional Coach	August 2023 - May 2024	100% of teachers will attend weekly data meetings. Pre, Mid, Post Go Formative Assessment Data	70% of KK-5th grade students will meet or exceed expectations on the math unit post assessments. Pre, Mid, Post Go Formative Assessment Data	N/A	Data
Provide professional learning on teaching strategies to address grade level standards/skills.	Math Instructional Coach	September 2023 - May 2024	100% of teachers in grades KK-5 will attend tiered PL on teaching strategies to address grade level math standards/skills. Professional Learning Sign In Sheets	45% of KK-5th grade students will meet or exceed expectations on the MAP math growth target. Professional Learning Sign In Sheets	N/A	C&I



Action Plans

Additional Action Steps required for subgroup populations.						
Action Step	Person/Position Responsible	Timeline of Implementation	Method for Monitoring Implementation	Method for Monitoring Effectiveness	Funding Source	APS 5
Monitor HMH progress data during WIN block and use the data to inform next steps. (SWD)	DSE Teachers, gen ed co-teachers, SELT, & Math Instructional Coach	August 2023-May 2024	100% of DSE and general education teachers will attend weekly data meetings. HMH Progress Data	Each identified subgroup will show a 3% increase for students meeting or exceeding their fall to spring MAP Math growth goals. HMH Progress Data	District Funding	Data
Differentiate instruction to meet diverse needs of subgroups.(SWD)	DSE teachers, GATE, Co-Teachers & SELT	August 2023-May 2024	100% of DSE, GATE, and general education teachers will attend weekly collaborative planning meetings. Pre, Mid, Post Go Formative Assessment Data	Each identified subgroup will show a 3% increase for students meeting or exceeding their fall to spring MAP Math growth goals. Pre, Mid, Post Go Formative Assessment Data	N/A	C&I
Conduct tiered professional learning on co-teaching models and Specially Designed Instruction (SDI) to implement co-teaching and SDI with fidelity. (SWD)	Co-Teachers & SELT	August 2023-May 2024	100% of DSE and gen ed co-teachers in grades KK-5 will attend tiered PL on co-teaching strategies and SDI to address grade level math standards/skills. Professional Learning Sign-In Sheets	Each identified subgroup will show a 3% increase for students meeting or exceeding their fall to spring MAP Math growth goals. Professional Learning Sign-In Sheets	Title I Funds	C&I



Action Plans

Whole Child & Intervention CIP Goal:						
The OSS suspension rate will decrease by .10 points.						
Action Step	Person/Position Responsible	Timeline of Implementation	Method for Monitoring Implementation	Method for Monitoring Effectiveness	Funding Source	APS 5
Revamp school-wide (classroom, hallway, cafeteria, restrooms, Learning Commons) behavior expectations.	Principal, Asst. Principal, PBIS Team	June-August	100% of teachers will implement school-wide (classroom, hallway, cafeteria, restrooms, Learning Commons) behavior expectations as monitored by monthly PBIS walkthroughs.	The OSS rate will decrease by .025 points each semester.	N/A	WC&I
Provide professional development, as needed, on identified PBIS interventions and supports (focus on maximizing structure & responding to inappropriate behavior).	Asst. Principal, PBIS team, District Support as needed	August -May	100% of teachers will attend professional developments for PBIS.	The OSS rate will decrease by .025 points each semester.	N/A	WC&I

Additional Action Steps required for subgroup populations.						
Action Step	Person/Position Responsible	Timeline of Implementation	Method for Monitoring Implementation	Method for Monitoring Effectiveness	Funding Source	APS 5
Ensure tier 2 & 3 behavior plans are implemented with fidelity.	MTSS Chair, SELT, Counselor, Clinical Therapist, Student Support Team	August - May	Teachers and WCI Team members will attend 100% of assigned Tier 2 & 3 meetings.	The OSS rate will decrease by .025 points each semester.	N/A	WC & I

GO TEAM DISCUSSION: Review the priorities and goals in your strategic plan and the information and goals CIP. Reflect on if updates need to be made to the Strategic Plan.

GO Team Activity & Discussion

If not, which CIP Goal(s) are missing and should be added to the Strategic Plan?

Are all CIP Goals reflected in our Strategic Plan Priorities?

Update the Math Exact Path to IXL

Update the Smart Goals

Updates to the Strategic Plan

1. Utilize MAP and IXL data to regularly remediate , extend and accelerate student learning.
2. The percentage of students in grades 3-5 scoring proficient or above on the Georgia Milestones literacy assessment will increase from 22.3% to 25.3% in May 2023.
3. The percentage of students in grades 3-5 scoring proficient or above on GMAS Mathematics will increase from 18.8% to 21.8% in May 2023.
4. Deerwood OSS rate will decrease from .45 to .35.





MAP Data

SPRING MAP RESULTS

All Exams

MAP Growth Achievement Level Predictions by School

Georgia Milestones Achievement Level Predictions are only made for Grades 2-8

(*Reading tests taken in Spanish are not given a GAMAS Achievement Level)

click in a school or district row to see grade level performance if there are above 10 students per grade

Data updates
nightly
during test
window.



School	Window	Exams				
DISTRICT	Spring 2021-2022	22,228	41%	29%	20%	10%
	Spring 2022-2023	21,969	37%	29%	22%	12%
School	Window	Exams				
Deerwood	Spring 2021-2022	658	51%	33%	13%	
	Spring 2022-2023	574	45%	34%	16%	5%

SPRING MAP RESULTS

All Exams

MAP Growth Achievement Level Predictions by School

Georgia Milestones Achievement Level Predictions are only made for Grades 2-8

(*Reading tests taken in Spanish are not given a GAMAS Achievement Level)

click in a school or district row to see grade level performance if there are above 10 students per grade

Data updates
nightly
during test
window.



School	Window	Exams				
DISTRICT	Spring 2021-2022	11,118	39%	26%	22%	13%
	Spring 2022-2023	11,020	37%	25%	23%	15%
School	Window	Exams				
Deerwood	Spring 2021-2022	329	46%	29%	19%	5%
	Spring 2022-2023	288	47%	28%	19%	6%

SPRING MAP RESULTS

All Exams

MAP Growth Achievement Level Predictions by School

Georgia Milestones Achievement Level Predictions are only made for Grades 2-8

(*Reading tests taken in Spanish are not given a GAMAS Achievement Level)

click in a school or district row to see grade level performance if there are above 10 students per grade

Data updates
nightly
during test
window.



School	Window	Exams				
DISTRICT	Spring 2021-2022	11,110	42%	31%	19%	8%
	Spring 2022-2023	10,949	37%	32%	21%	10%

School	Window	Exams				
Deerwood	Spring 2021-2022	329	55%	37%	6%	
	Spring 2022-2023	286	44%	41%	12%	4%

Fall Reading MAP Results

MAP Growth Achievement Level Predictions by School

Georgia Milestones Achievement Level Predictions are only made for Grades 2-8

(*Reading tests taken in Spanish are not given a GAMAS Achievement Level)

click in a school or district row to see grade level performance if there are above 10 students per grade

Data updates
nightly
during test
window.



School	Window	Exams				
DISTRICT	Fall 2023-2024	17,989	37%	28%	23%	12%

School	Window	Exams				
Deerwood	Fall 2023-2024	274	44%	31%	18%	7%

School	Grade	Window	Exams			
Deerwood	02	Fall 2023-2024	70	51%	30%	17%
	03	Fall 2023-2024	71	46%	30%	17% 7%
	04	Fall 2023-2024	72	40%	31%	19% 10%
	05	Fall 2023-2024	61	36%	36%	20% 8%

Fall Math MAP Results

MAP Growth Achievement Level Predictions by School

Georgia Milestones Achievement Level Predictions are only made for Grades 2-8
(*Reading tests taken in Spanish are not given a GAMAS Achievement Level)

click in a school or district row to see grade level performance if there are above 10 students per grade

Data updates
nightly
during test
window.



School	Window	Exams				
DISTRICT	Fall 2023-2024	17,930	35%	37%	20%	9%

School	Window	Exams				
Deerwood	Fall 2023-2024	274	36%	45%	14%	4%

School	Grade	Window	Exams			
Deerwood	02	Fall 2023-2024	70	30%	53%	14%
	03	Fall 2023-2024	71	37%	48%	13%
	04	Fall 2023-2024	72	36%	40%	17%
	05	Fall 2023-2024	61	44%	39%	13%



K-8 MAP Growth Quintile for Achievement Drill Down

click a grade-level or section to generate a list of students in that category combination below

Window

Fall 2023-2024

Exam

(All)

Test Language

English

Student Search

(use after student list generated)

SWD

(All)

EL Status

(All)

Ethnicity

(All)

Gender

⌵

(All)

Gifted

(All)

Dual Language Immersion

(All)

School	Grade	Exam	Window	Exams					
Deerwood	KK	Math	Fall 2023-2024	61	18%	28%	20%	18%	16%
		Reading	Fall 2023-2024	61	31%	38%	15%	13%	
	01	Math	Fall 2023-2024	65	20%	15%	15%	34%	15%
		Reading	Fall 2023-2024	65	23%	22%	20%	20%	15%
	02	Math	Fall 2023-2024	70	39%	31%	10%	9%	11%
		Reading	Fall 2023-2024	70	41%	26%	10%	10%	13%
	03	Math	Fall 2023-2024	71	37%	38%	10%	10%	6%
		Reading	Fall 2023-2024	71	37%	14%	23%	11%	15%
	04	Math	Fall 2023-2024	72	38%	18%	18%	17%	10%
		Reading	Fall 2023-2024	72	35%	26%	8%	14%	17%
	05	Math	Fall 2023-2024	61	39%	33%	11%	13%	
		Reading	Fall 2023-2024	61	36%	15%	23%	15%	11%

MAP Reading Fluency - Foundational Skills Kindergarten

MAP Fluency Drill Down by Metric:

Use the filter on the left to choose a test type.

*click a metric below to drill down to student level data.

Data is updated nightly
during each testing
window.

Performance Level

- Exceeds Expectation
- Meets Expectation
- Approaching Expectation
- Below Expectation

Metric	Window	Exams with Metric scores	
Sentence Reading Fluency	Fall 2023-2024	7	100%
Phonics Word Recognition	Fall 2023-2024	62	21% 39% 40%
Phonological Awareness	Fall 2023-2024	62	50% 45%
Picture Vocabulary	Fall 2023-2024	62	35% 16% 27% 21%
Listening Comprehension	Fall 2023-2024	62	45% 23% 18% 15%

MAP Reading Fluency - Foundational Skills

1st Grade

MAP Fluency Drill Down by Metric:

Use the filter on the left to choose a test type.

*click a metric below to drill down to student level data.

Data is updated nightly during each testing window.



Metric	Window	Exams with Metric scores				
Phonics Word Recognition	Fall 2023-2024	64	16%	14%	36%	34%
Picture Vocabulary	Fall 2023-2024	64	20%	28%	52%	
Listening Comprehension	Fall 2023-2024	64	30%	22%	48%	
Phonological Awareness	Fall 2023-2024	64	14%	22%	19%	45%
Sentence Reading Fluency	Fall 2023-2024	64	75%			22%

MAP Reading Fluency - Foundational Skills

2nd Grade

MAP Fluency Drill Down by Metric:

Use the filter on the left to choose a test type.

*click a metric below to drill down to student level data.

Data is updated nightly during each testing window.



Metric	Window	Exams with Metric scores			
Picture Vocabulary	Fall 2023-2024	51	8%	22%	71%
Listening Comprehension	Fall 2023-2024	51	8%	22%	71%
Phonics Word Recognition	Fall 2023-2024	51	31%		69%
Phonological Awareness	Fall 2023-2024	51	45%		55%
Sentence Reading Fluency	Fall 2023-2024	51	61%		39%

MAP Reading Fluency - Foundational Skills

3rd Grade

MAP Fluency Drill Down by Metric:

Use the filter on the left to choose a test type.

*click a metric below to drill down to student level data.

Data is updated nightly
during each testing
window.

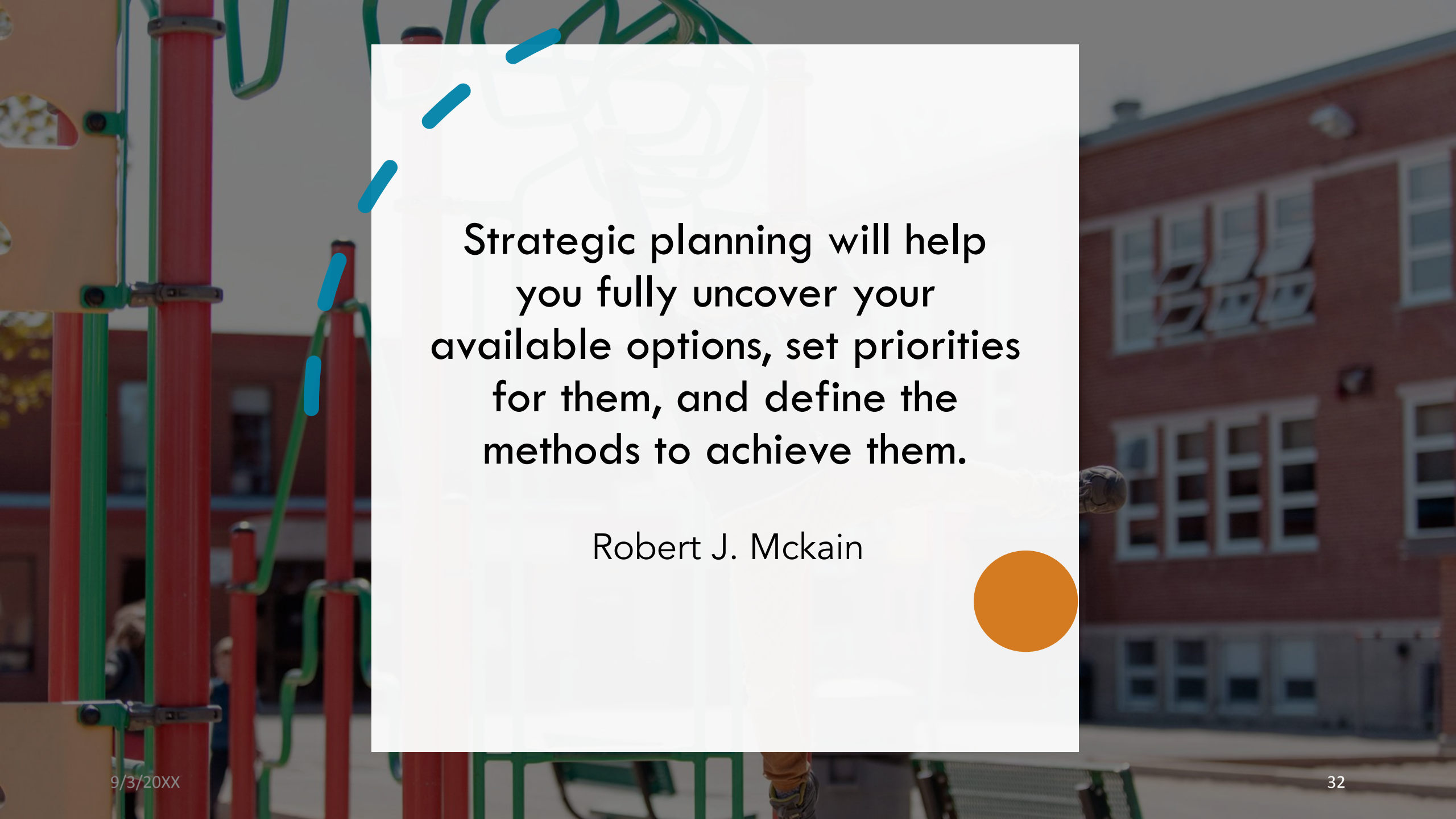
Performance Level

- Meets Expectation
- Approaching Expectation
- Below Expectation

Metric	Window	Exams with Metric scores			
Listening Comprehension	Fall 2023-2024	31	13%	13%	74%
Picture Vocabulary	Fall 2023-2024	31	16%	13%	71%
Phonics Word Recognition	Fall 2023-2024	31	100%		
Phonological Awareness	Fall 2023-2024	31	100%		
Sentence Reading Fluency	Fall 2023-2024	31	100%		

GO Team Discussion: Data Protocol

- What do you notice?
- What are your wonderings?
- What additional questions do you have?



Strategic planning will help
you fully uncover your
available options, set priorities
for them, and define the
methods to achieve them.


Robert J. Mckain

Where we're going

At our next meeting(s) we will discuss how our data is aligning to our strategic plan and determine if we need to make any adjustments.

Before the end of Fall Semester, we will take Action (vote) on ranking our strategic priorities for the 2024-2025 school year.

Let me or the Chair know of any additional information you need for our future discussion.



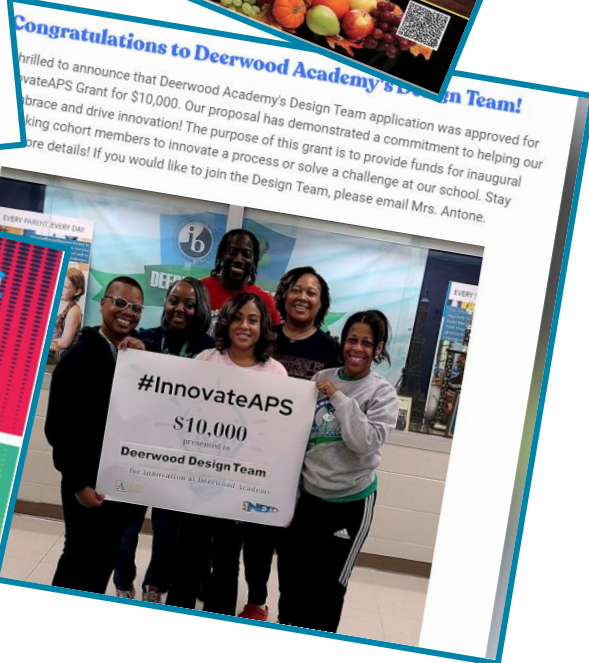



Information Items

- Principal's Report
- Cluster Advisory Team Report
- IB Evaluation Visit and Information

Principal's Report

- State Rep. Mr. Phil Olaleye Visits
- Congrats to the Design Team - Awarded \$10,000
- Math Grant to Support Instruction - \$4,000
- Congratulations to our ESports Team - Awarded \$1,500
- Red Ribbon Week/No Place for Hate
- PBIS Incentive - October 27th Car show and Trick or Treats
- Storybook Character Stroll - October 31
- Accelerated Reader Kick Off
- November 7 - Asynchronous Day - No devices - Assignments sent home on Nov. 6
- Tutorials begin October 25 (every Wednesday, 3:10 - 4:00 PM)
- Veterans Day Celebration (Parade) on Nov. 10
- PTA/Parent Academy on Nov. 14 at 5:00/5:00 PM
- Thanksgiving Luncheon on Nov. 16 (Deadline to pay Nov. 1)
- Thanksgiving Break - Nov. 20-24
- MAP Assessment begins Nov. 27 - First Week in Dec.
- Forming New Partnerships (Ben Hill United Methodist Church, New Transitions, Delta Community Credit Union)
- New French Teacher - Part-time
 - Two more positions to fill
- Cluster Team Advisory Report





IB Updates - Oct. 24, 2023

Deerwood Academy

3070 Fairburn Rd SW, Atlanta, GA 30331
Main Office 404.802.3300 Fax 404.802.9335

Joy Antone, Ed. S. Principal

<https://www.atlantapublicschools.us/deerwood>

Public Comment

- There are no public comments at this time.

Adjournment

- We have reached the end of our agenda. Is there any additional business at this time?



Thank you

